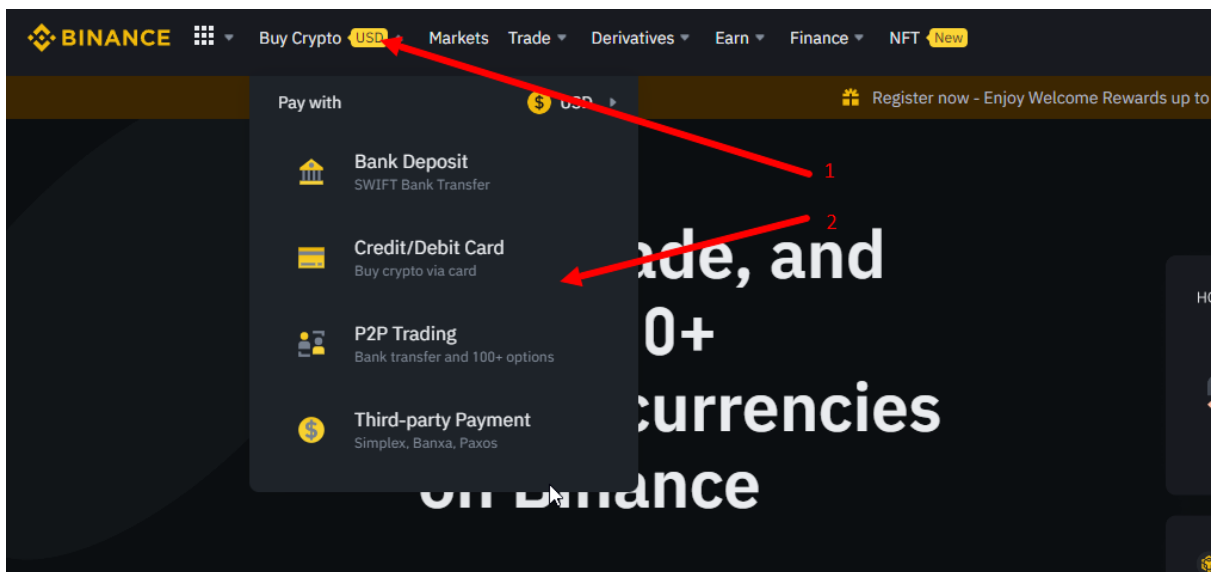


An easy way to fund your personal account with Tether (USDT)

In this step-by-step illustrated guide, we will show you an easy way to buy Tether (USDT) on the Tron (TRC20) network with fiat currency on the Binance exchange and replenish your ecosystem personal cabinets in the most profitable way.

1. **Sign in to Binance** through the application, or via URL-address: <https://www.binance.com>. If you don't have an account, register.

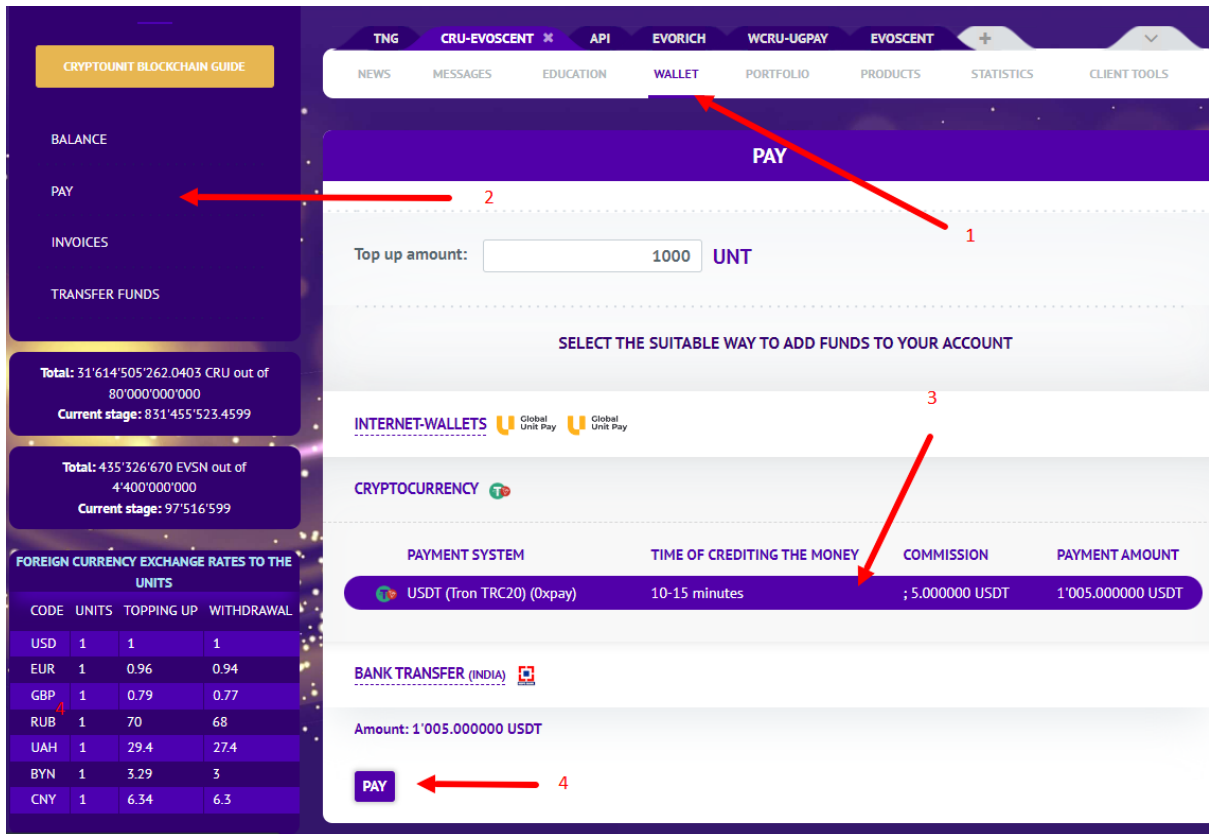
2. In the top left menu, **open the “Buy Crypto” section** and select the options available in your country – card deposit, credit/debit card purchase, P2P trading, or fiat balance (funds you already have in your Binance balance).



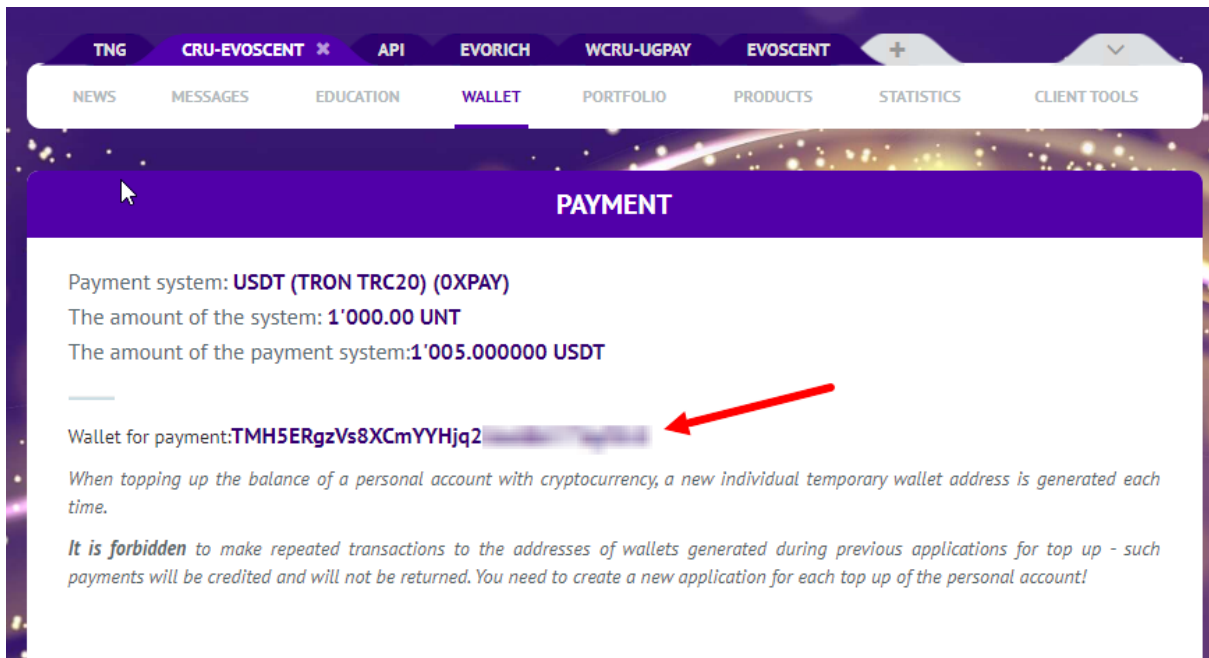
3. **Select USDT stablecoin from the list**, enter the amount you want to deposit, and complete the purchase.

4. **Enter your personal account of the ecosystem** and follow the path [“Wallet — Pay — Cryptocurrencies — USDT \(Tron TRC20\) \(Oxpay\)”](#). specify the amount of replenishment* and click “Pay”.*

Consider the service fee of 5 USDT

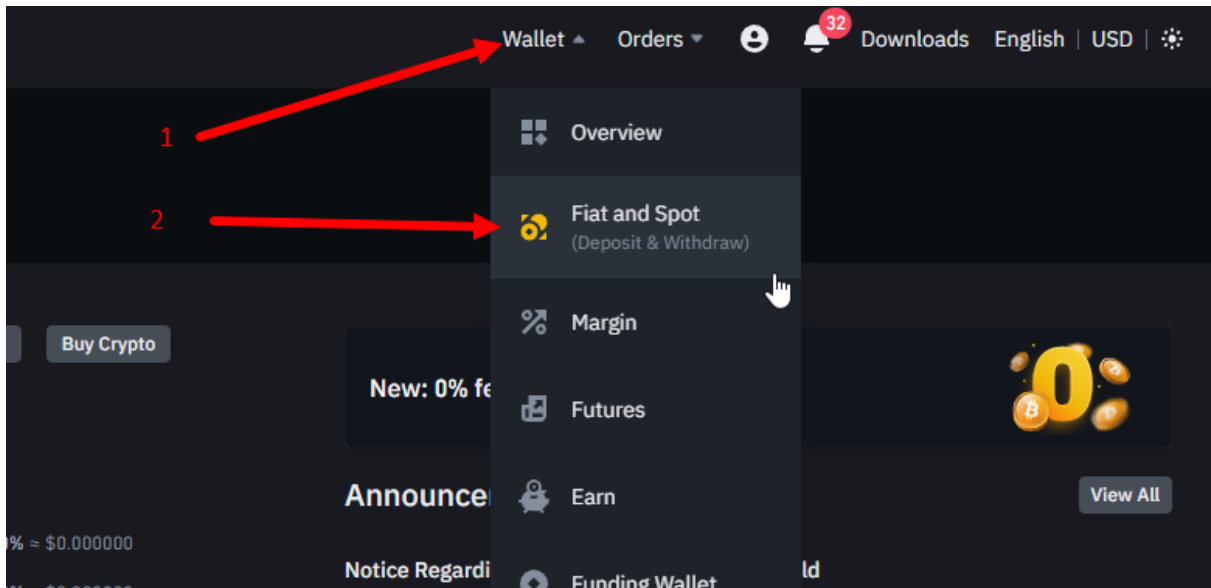


5. Copy the generated wallet address for payment.

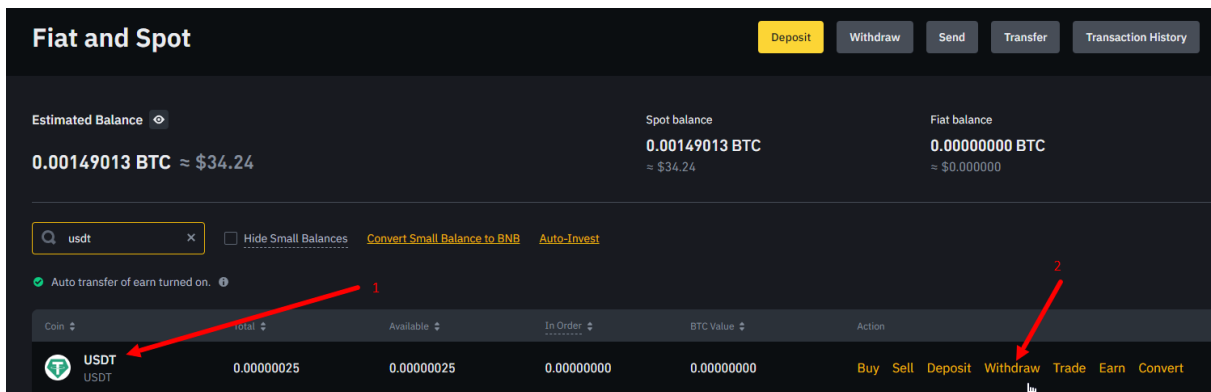


6. Return to Binance and click the wallet icon (app) or the drop-down menu under Wallet.

a) Select "Fita and Spot"



b) Find and select USDT, in the lower right corner select "Withdraw".



- c) Specify the wallet address copied from the personal account of the ecosystem
- d) Select the TRX Tron (TRC20) network (important to make sure both networks match)
- e) Specify the desired amount of USDT to send to your personal account (pay attention to the commission) and click "Withdraw"

< Withdraw Crypto

Select coin **1** → Coin: **USDT USDT**

Send to **2** → Address: **TPNSmbSF3VzihQWhws2CUW...** (New)

3 → Network: **TRX Tron (TRC20)**

Withdraw amount **4** → Amount: **1006** (MAX | USDT)

Receive amount **5** → **1 005,200000 USDT** (0.8 USDT network fee included)

Withdraw

7. **Expect to replenish your account balance** within 10-15 minutes and start shopping for your favorite products of the NEEW ecosystem.

That's all the steps to replenish the balance of personal accounts using the USDT stablecoin.

Please note!

- Transactions made with cryptocurrencies on the blockchain are irreversible. In the event of an error, your funds will be irretrievably lost. Before making transactions, carefully check the correctness of the entered data.
- When transferring large amounts, it sometimes makes sense to conduct a trial transfer for a small amount in order to avoid mistakes.
- When paying for goods with cryptocurrency, **a new individual temporary wallet address is generated each time.**

It is forbidden to make repeated transactions to the addresses of wallets generated during previous payment requests - such payments have been made and will not be returned. For each replenishment of the personal account, you need to create a new application!

Enjoy the shopping!